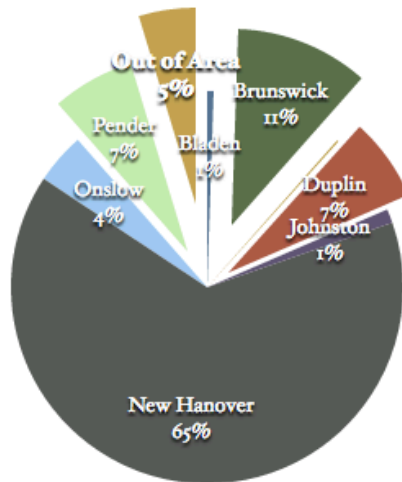


# ANGEL FUND GRANTS SUMMARY

## Grand Total Angel Fund Grants Awarded

| Year | # of Women Assisted | Total Granted      | Average Granted per Applicant |
|------|---------------------|--------------------|-------------------------------|
| 2017 | 3                   | \$2,510.32         | \$836.77                      |
| 2016 | 22                  | \$24,055.06        | \$1093.41                     |
| 2015 | 24                  | \$24,452.51        | \$1018.85                     |
| 2014 | 10                  | \$7,080.19         | \$708.02                      |
| 2013 | 15                  | \$9,902.90         | \$660.19                      |
| 2012 | 10                  | \$8,675.97         | \$867.60                      |
| 2011 | 3                   | \$5,424.46         | \$1808.15                     |
| 2010 | 6                   | \$2,569.00         | \$428.17                      |
| 2009 | 3                   | \$1,173.86         | \$391.29                      |
| 2008 | 3                   | \$8,993.23         | \$2997.74                     |
|      | <b>99</b>           | <b>\$94,837.50</b> | <b>\$957.95</b>               |

*\$'s Granted per County*



- Bladen
- Brunswick
- Columbus
- Duplin
- Johnston
- New Hanover
- Onslow
- Pender
- Out of Area

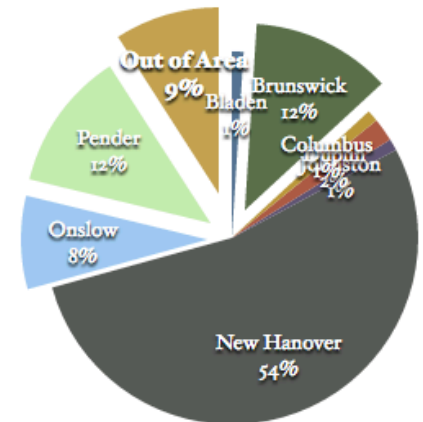
*\$'s Granted per County*

| State Name  | % of Total \$'s Granted per County | Total of \$'s Granted per County |
|-------------|------------------------------------|----------------------------------|
| Bladen      | 0.53%                              | \$500.00                         |
| Brunswick   | 10.94%                             | \$10,371.46                      |
| Columbus    | 0.13%                              | \$125.00                         |
| Duplin      | 4.19%                              | \$3,969.96                       |
| Johnston    | 1.14%                              | \$1,077.40                       |
| New Hanover | 64.30%                             | \$60,976.14                      |
| Onslow      | 6.80%                              | \$6,451.11                       |
| Pender      | 6.74%                              | \$6,392.53                       |
| Out of Area | 4.65%                              | \$4,413.58                       |
|             | <b>99.41%</b>                      | <b>\$94,277.18</b>               |

*# Applicants Granted per County*

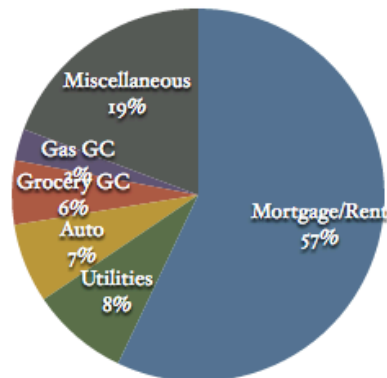
| State Name  | % of # of Applicants per County | # of Applicants Granted per County |
|-------------|---------------------------------|------------------------------------|
| Bladen      | 1.01%                           | 1                                  |
| Brunswick   | 12.12%                          | 12                                 |
| Columbus    | 1.01%                           | 1                                  |
| Duplin      | 2.02%                           | 2                                  |
| Johnston    | 1.01%                           | 1                                  |
| New Hanover | 53.54%                          | 53                                 |
| Onslow      | 8.08%                           | 8                                  |
| Pender      | 12.12%                          | 12                                 |
| Out of Area | 9.09%                           | 9                                  |
|             | <b>100.00%</b>                  | <b>99</b>                          |

*# of Applicants per County*



- Bladen
- Brunswick
- Columbus
- Duplin
- Johnston
- New Hanover
- Onslow
- Pender
- Out of Area

*\$'s Granted by Type*



- Mortgage/Rent
- Utilities
- Auto
- Grocery GC
- Gas GC
- Miscellaneous

*\$'s Granted by Type*

| Grant Type    | % of Total \$'s Granted per Type | Total of \$'s Granted per Type |
|---------------|----------------------------------|--------------------------------|
| Mortgage/Rent | 57.07%                           | \$54,127.46                    |
| Utilities     | 8.47%                            | \$8,030.71                     |
| Auto          | 6.89%                            | \$6,533.28                     |
| Grocery GC    | 5.56%                            | \$5,275.00                     |
| Gas GC        | 2.74%                            | \$2,600.00                     |
| Miscellaneous | 19.27%                           | \$18,271.05                    |
|               | <b>100.00%</b>                   | <b>\$94,837.50</b>             |